




20377



20382



20381

		ESD	No.
A Foot support			3 842 546 772
			3 842 546 775
B Circular footrest			3 842 546 773
C Armrests	Set		3 842 557 271
	Set		3 842 557 272

Accessories



Foot support (A)

- ▶ For dynamic PU, dynamic synthetic leather, dynamic textile and dynamic ESD swivel work chairs with a seat height above 650 mm. According to DIN 68877, work chairs with a seat height above 650 mm must be equipped with a foot support.
- ▶ Retractable
- ▶ Adjustable height
- ▶ Non-slip surface

Circular footrest (B)

- ▶ For all swivel work chairs
- ▶ For secure mounting and a low-fatigue, ergonomic sitting posture
- ▶ Adjustable height

Armrests (C)

- ▶ For dynamic PU, dynamic synthetic leather, dynamic textile and dynamic ESD
- ▶ Setting options: height, width and projection angle

Scope of delivery: includes fastening material