



## Better employee information for increased transparency and quality

A key element of lean production is the visual on-site presentation of activities, goals and results.

Infoboards can be used to provide important information such as production figures and agreed goals, but also team overviews and job responsibilities within a department. Workers thus have access to information on-site and at any time.

The infoboards are fully suitable for industrial use due to their stable, robust construction.

There are three versions available:

- ▶ For pins with matted surface, can be used as a projection screen.
- ▶ Perforated plate for magnets and screws.
- ▶ Magnetic, can be written on both sides for board markers.

The boards are made up of modules. The base module is called the Wall infoboard, which becomes the Economic infoboard when the stand is added. The Mobile infoboard has rollers so it can be pushed easily as well as a tilting surface for ergonomic writing.

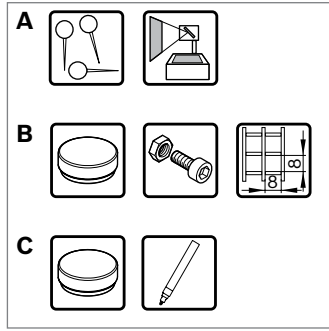
Multiple infoboards can be combined to set up CIP corners and discussion islands.



174 Infoboards  
175 Accessories

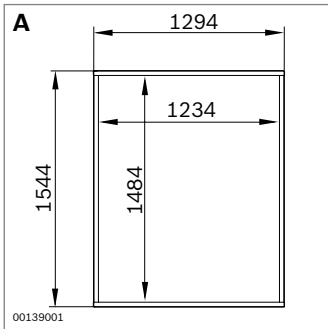


00127194

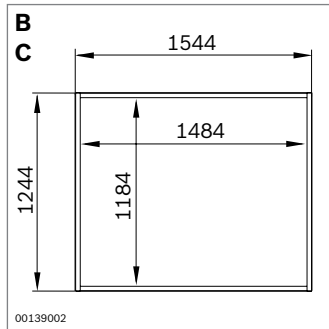


### Wall infoboard

Accessories: bracket for wall mounting (see page 175)



00139001

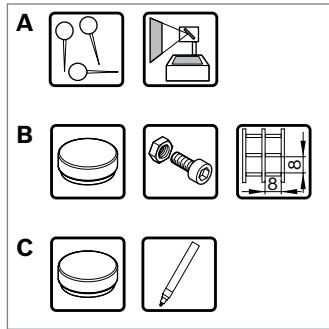


00139002

	<b>h x b (mm)</b>	<b>No.</b>
<b>A</b> Wall infoboard – pin	1484x1234	<b>3 842 515 775</b>
<b>B</b> Wall infoboard – magnet	1184x1484	<b>3 842 516 405</b>
<b>C</b> Wall infoboard – magnet marker	1184x1484	<b>3 842 515 776</b>



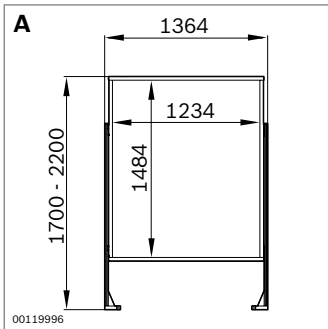
00127193



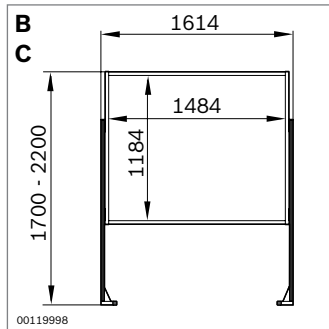
### Economic infoboard

► Can be retrofitted with rollers for mobile applications

Accessories: roller set (see page 175)



00119996



00119998

	<b>h x b (mm)</b>	<b>No.</b>
<b>A</b> Economic infoboard – pin	1484x1234	<b>3 842 515 771</b>
<b>B</b> Economic infoboard – magnet	1184x1484	<b>3 842 516 406</b>
<b>C</b> Economic infoboard – magnet marker	1184x1484	<b>3 842 515 772</b>