


Connection kits for longitudinal conveyors

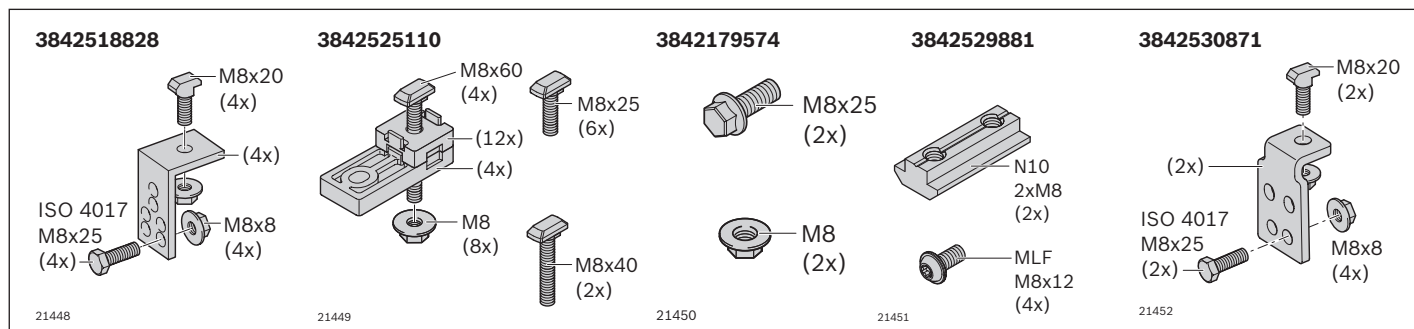
Use: For connecting the TS 2plus modules on a longitudinal conveyor at the ends (end-to-end)

	Return unit (return side)						
	UM 2/B	UM 2/C-60 UM 2/C-170 UM 2/R-60 UM 2/R-170	BS 2	BS 2/C BS 2/C-H BS 2/R BS 2/R-H	KE 2	KU 2	CU 2
Drive (drive side)							
AS 2/B-150, AS 2/-250	3842179574 ¹	3842530871	3842518828	3842530871	3842518828	3842530871	3842518828
AS 2/C-100, AS 2/C-250, KU 2/90, KU 2/180	3842530871	3842529881	3842525110	3842179574 -or- 3842529881	- ²	3842179574 -or- 3842529881	3842525110
AS 2/C-400, AS 2/C-700	3842179574 ¹	3842530871	3842518828	3842530871	- ²	3842530871	3842518828
AS 2/R-300, AS 2/R-700	3842530871	3842529881	3842525110	3842179574 -or- 3842529881	- ²	3842179574 -or- 3842529881	3842525110
AS 2/R-1200, AS 2/R-2200	3842179574 ¹	3842530871	3842518828	3842530871	- ²	3842530871	3842518828
BS 2	3842518828	3842525110	3842525110	3842525110	3842525110 ³	3842525110	3842525110
BS 2/C BS 2/R	3842530871	3842529881	3842525110	3842179574 -or- 3842529881	- ²	3842179574 -or- 3842529881	3842525110
BS 2/C-H BS 2/R-H	3842179574 ¹	3842530871	3842518828	3842530871	- ²	3842530871	3842518828
KE 2/90 KE 2/180	3842518828	- ²	3842525110	- ²	3842525110 ³	- ²	3842525110

¹ Included with UM 2/B

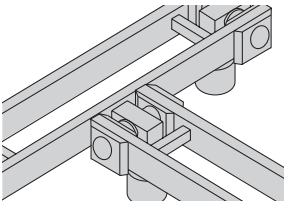
² Connection not permitted

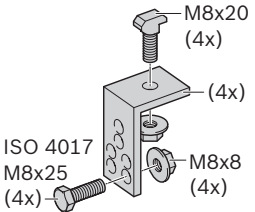
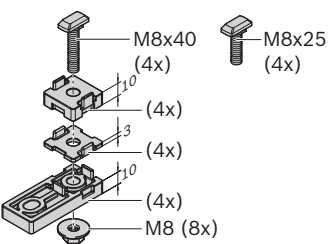
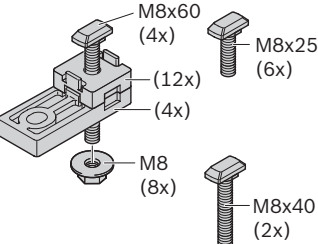
³ Included with KE 2



Connection kits for transverse conveyors

Use: For connecting the TS 2plus module on a transverse conveyor laterally (end-to-section), the following are additionally required: Lift transverse unit

	Longitudinal conveyor ST 2/B SP 2/B ST 2/B-100 ST 2/C-100 ST 2/R-100	ST 2/C-H ST 2/R-H ST 2/R-V
Transverse conveyor		
AS 2/B-150, AS 2/B-250	3842518828	-
AS 2/C-100, AS 2/C-250	3842528192	3842528192
AS 2/C-400, AS 2/C-700	3842518828	3842518828
AS 2/R-300, AS 2/R-700	3842528 192	3842528192
AS 2/R-1200, AS 2/R-2200	3842518828	3842518828
UM 2/B	3842518828	-
UM 2/C-60, UM 2/C-170, UM 2/R-60, UM 2/R-170,	3842528192	3842528192
BS 2	3842525110	-
BS 2/C (drive side and return side) BS 2/R (drive side and return side)	3842528192	3842528192
BS 2/C-H (drive side) BS 2/R-H (drive side)	3842518828	3842518828
BS 2/C-H (return side) BS 2/R-H (return side)	3842528192	3842528192
KU 2 (drive side and return side)	3842528192	3842528192

<p>3842518828</p>  <p>21448</p>	<p>3842528192</p>  <p>21453</p>	<p>3842525110</p>  <p>21449</p>
---	---	---