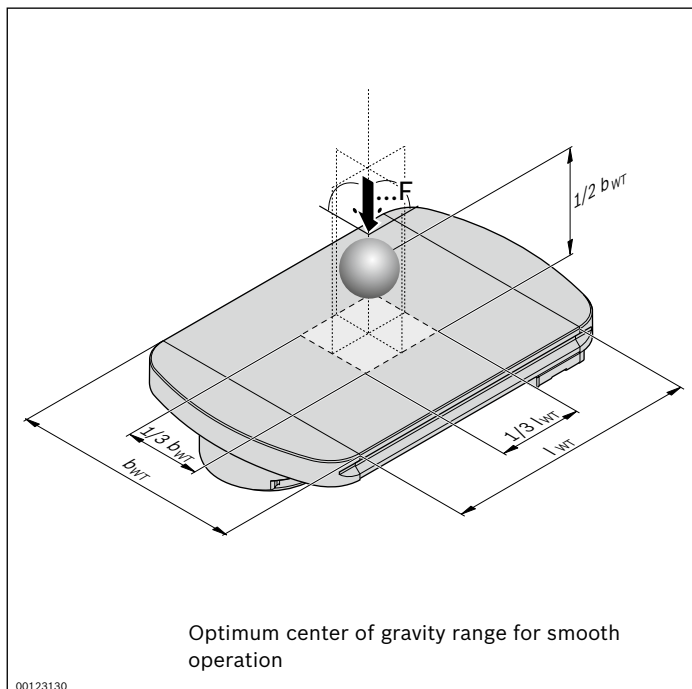
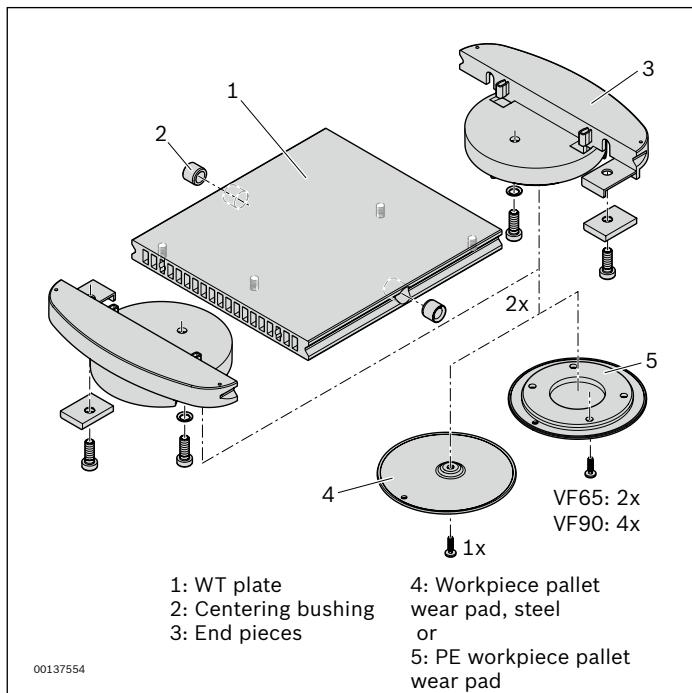


VarioFlow workpiece pallet (WT)



For transporting products that are not suitable for accumulation operation or are unstable due to their geometry

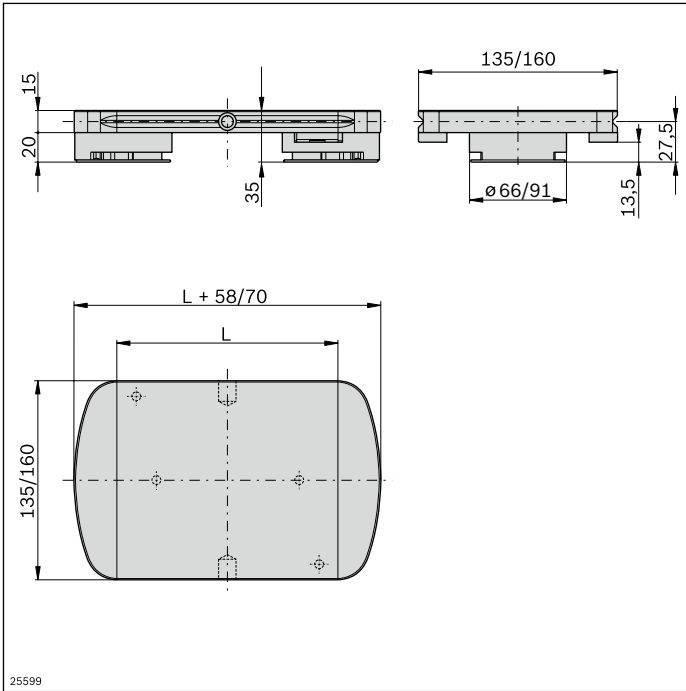
- Max. transport speed for operation with workpiece pallets: $v_N = 18 \text{ m/min}$
- Workpiece pallet wear pads either made of:
 - Steel, for use in harsh environments
 - PE, for use in clean environments
- Workpiece pallet load (workpiece, support, etc.)
 - Size 65: 8 kg
 - Size 90: 8 kg
- The modular concept allows for WT lengths of up to 500 mm*. With centering bushings for positioning in the positioning unit.
 - For WT with $L > 300 \text{ mm}$, combine 2 curve wheels 90° with intermediate section (min. 200 mm).
 - For WT with $L < 300 \text{ mm}$, 180° curve wheel possible.
- Minimum length of the workpiece pallet:
 - Size 65: $L_{\min} = 76 \text{ mm}$
 - Size 90: $L_{\min} = 114 \text{ mm}$
- Minimum length of the workpiece pallet in order to be positioned by the positioning unit (see page 240):
 - Size 65: $L_{\min} = 125 \text{ mm}$
 - Size 90: $L_{\min} = 125 \text{ mm}$

Minimum length WT for passive bridge $L \geq 300$

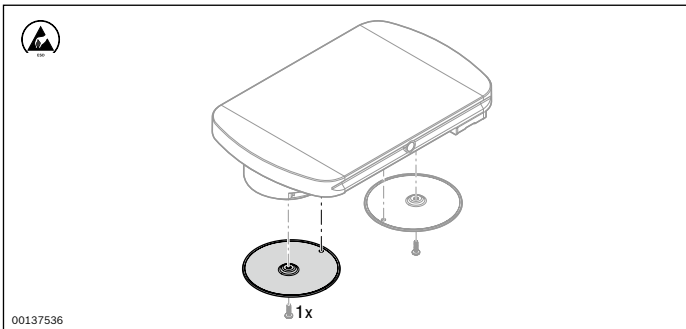
- ▶ Level workpiece pallet surfaces with no indentations
- ▶ The entire top of the WT can be built upon since everything else on the section is installed lower than the top of the WT.
- ▶ Compatible with the ID 15 and ID 200 identification systems
 - Integrated installation of a mobile data tag is possible
- ▶ The product can also protrude beyond the WT if the position of the center of gravity is taken into consideration.

Material:

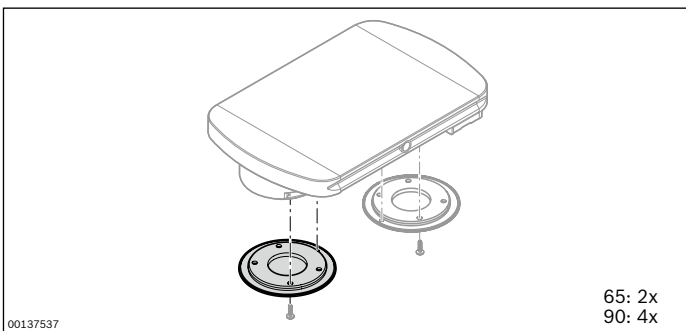
- WT plate: Aluminum; natural, anodized
- End pieces: PA; black
- Workpiece pallet wear pads: Steel; stainless, $HV \geq 480$ or PE



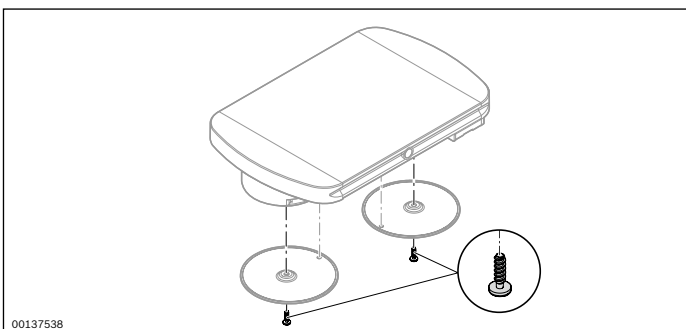
25599



00137536



00137537



00137538

Workpiece pallet ¹⁾	L (mm)	No.
VFplus 65	150	1 3 842 541 888
VFplus 90	175	1 3 842 541 889

¹⁾ Mounted without wear pad, with positioning bushing

The mounted workpiece pallet must be provided with wear pads (steel or PE) by the customer.

Steel wear pad	No.
VFplus 65	10 3 842 528 773
VFplus 90	10 3 842 528 772

Required accessories:

Screw **3 842 543 246** (not in scope of delivery)

Note: We recommend using the gray chain, see page 19.

PE wear pad	No.
VFplus 65	10 3 842 541 566
VFplus 90	10 3 842 541 567

Required accessories:

Screw **3 842 543 246** (not in scope of delivery)

Screw	No.
	100 3 842 543 246