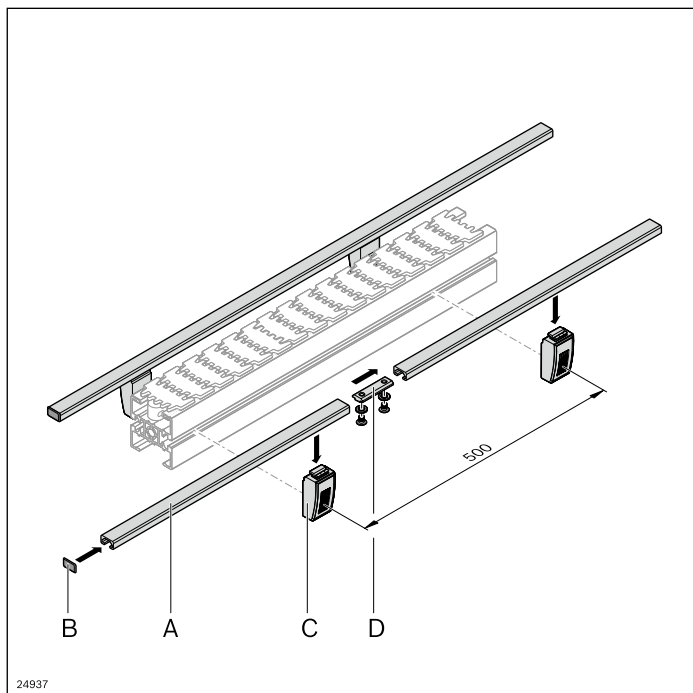


## Lateral guide for workpiece pallets



- ▶ Strut profile (**A**) to laterally guide the workpiece pallet. Pre-bent lateral guides for curves available on request
- ▶ Lateral guide holder (**C**). Distance between holders in conveying direction: 500 mm
- ▶ Profile connector (**D**) for end-to-end joining of any profiles

Optional accessories:

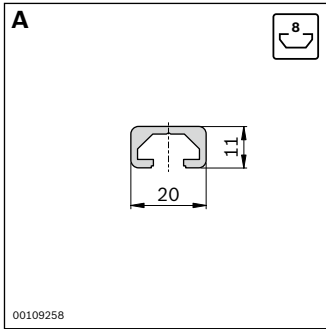
**A:** Bending tool for lateral guide: see page 266

Scope of delivery:

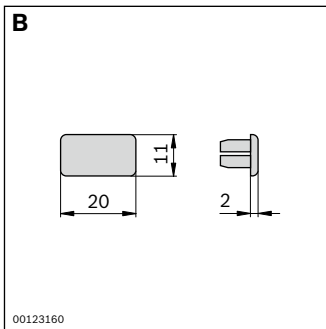
**C:** Incl. fastening parts (as shown)

Material:

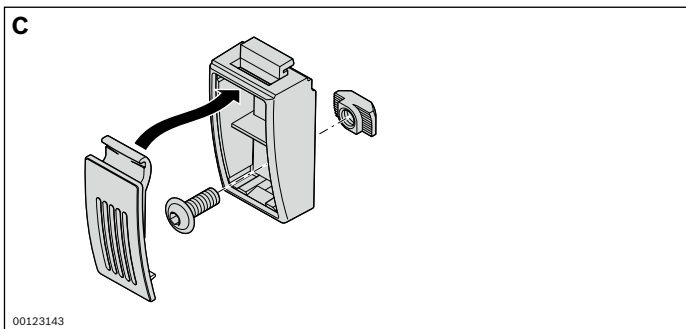
- **A:** Aluminum; natural, anodized
- **B, C:** PA, black
- **D:** Fastening parts: Galvanized steel



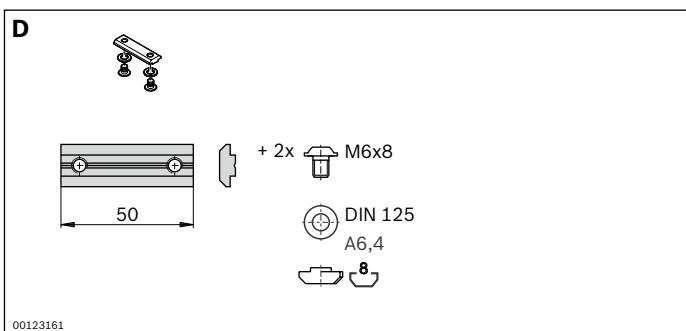
Strut profile 11x20	L (mm)	No.
A	30 ... 2000	1 <b>3 842 992 476/...</b>
A	2000	10 <b>3 842 513 581</b>



Cover cap 11x20	No.
B	20 <b>3 842 513 584</b>

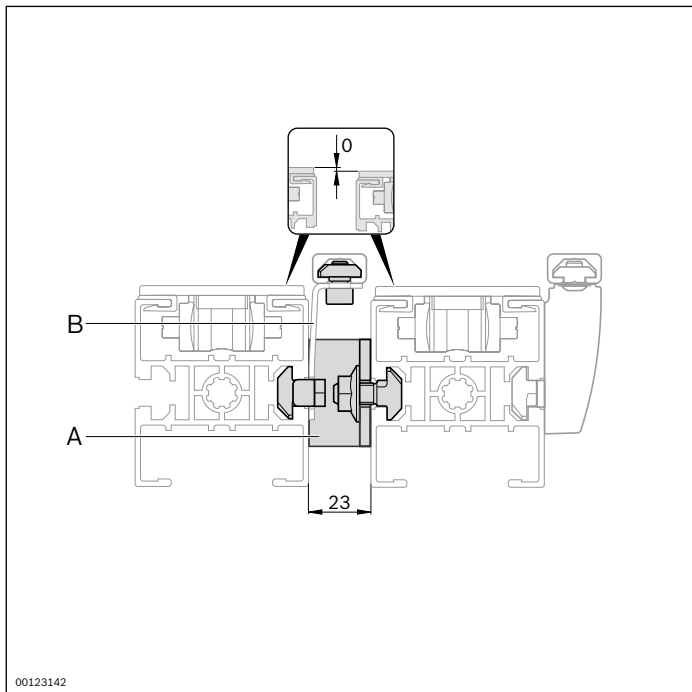


Lateral guide holder	No.
C	10 <b>3 842 531 552</b>



Profile connector	No.
D	10 <b>3 842 536 787</b>

8

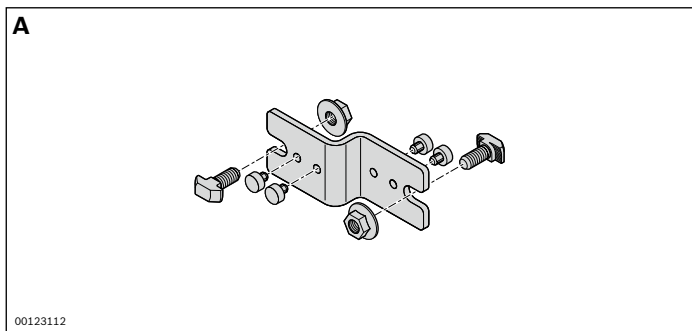


The middle lateral guide is used alternately by both sides. The section link (23 mm) **(A)** is used in combination with the holder for lateral guides (23 mm) **(B)** as a spacer between sections.

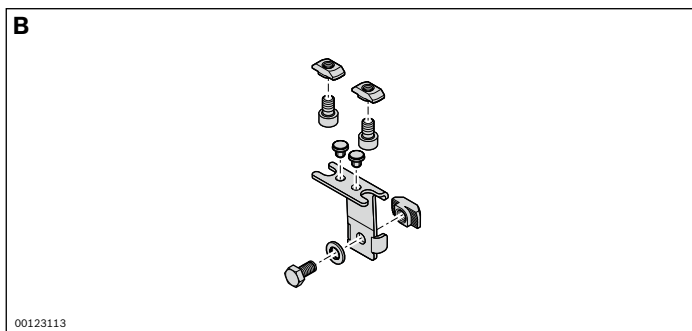
- The use of a section transfer (see page 244), diverter (see page 246) or junction (see page 254), requires parallel section spacing of 23 mm.

Material:

- **A, B:** Non-rusting steel
- Fastening parts: Galvanized steel



Section link	No.
A	10 3 842 532 998



Lateral guide holder	No.
B	10 3 842 532 980