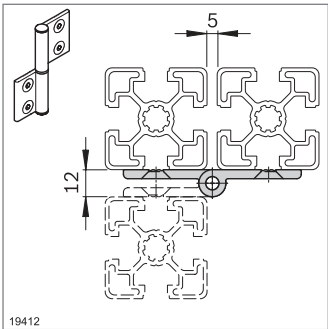
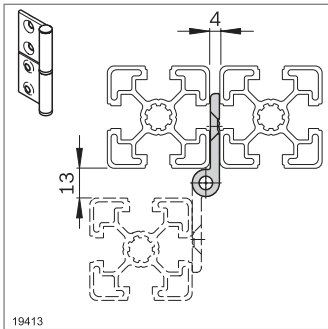


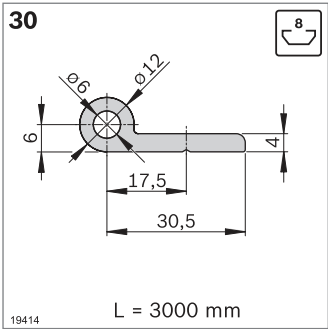
00139182



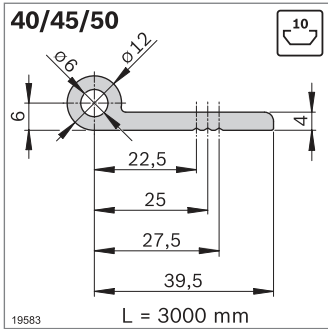
19412



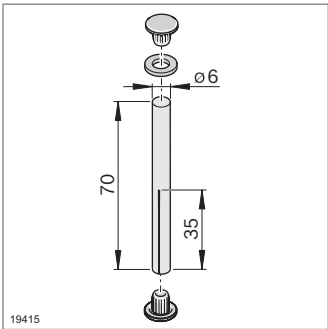
19413



19414



19583



19415

Hinge profile



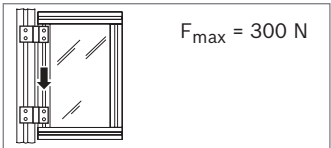
- ▶ For self-assembly of hinges or hinge bands
- ▶ Can be used as a hinge band for non-transparent covering of the door crack
- ▶ Hinge profiles for slot dimensions 30 and 40/45/50 can also be combined for maximum flexibility
- ▶ For doors with profile frames or doors made of solid surface elements
- ▶ Fitted on outside or inside
- ▶ Assembly as removable and non-removable hinges
- ▶ Opening to the right and left
- ▶ Centering slots as a drill guide for mounting bores
- ▶ Required finishing:
 - cut the hinge halves to length
 - drill for fixing

Required accessories:

- ▶ hinge pins
- ▶ T-nut M6 (p. 3-4)
- ▶ screw ISO 10642 M6x12 (8 mm slot)
- ▶ screw ISO 10642 M6x16 (10 mm slot)

Hinge profile	L (mm)	No.
30	3000	10 3 842 543 371
40/45/50	3000	10 3 842 543 372

Material: aluminum, anodized



hinge pins	No.
10	3 842 544 661

Material: Grooved pin: steel; galvanized
Washer, cap: PA

Scope of delivery: incl. grooved pin, 2 x cap, washer