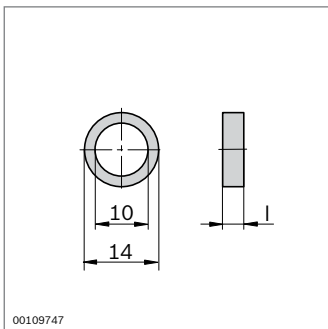
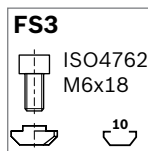
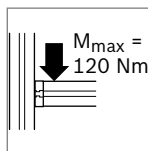
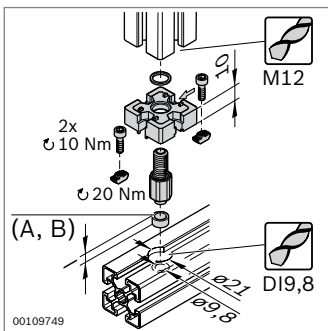
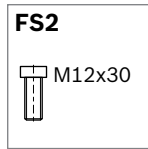
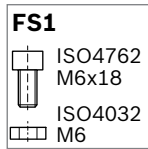
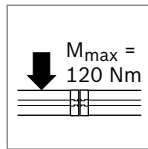
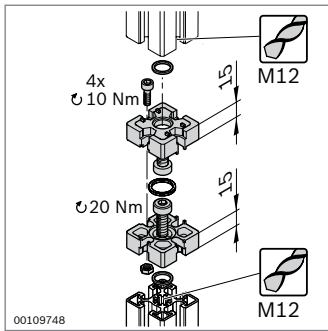


Longitudinal end connector 45 Pneu T-connector 45 Pneu, seal



- ▶ Longitudinal end connector 45 Pneu for end face mechanical and pneumatic connections of two 45x45 or 45x45L profiles for using the central hole as a compressed-air lead
- ▶ T-connector 45 Pneu for the mechanical and pneumatic connection of two 45x45 or 45x45L profiles at under a 90° angle for using the central hole as a compressed-air lead
- ▶ Profile finishing: M12 in central hole; blind hole DI9,8; blind hole ø21 mm (drilling jig **3 842 528 574**, p. 14-3)
- ▶ For a maximum pressure (p_{max}) of 8 bar



Longitudinal end connector	No.	FS
45 Pneu	3 842 523 094	4xFS1, 2xFS2

Material: Longitudinal end connector: Die-cast aluminum
Seal: NBR

Scope of delivery: incl. fastening material, sealing rings

T-connector	No.	FS
45 Pneu	3 842 523 093	2xFS3

Material: T-connector: Die-cast aluminum
Seal: NBR

Scope of delivery: incl. fastening material, seals (A, B) for standard and light profiles

- ▶ Seal for connection piece and T-connector

Seal	l (mm)	No.
A For standard profiles	4 10	3 842 503 242
B For light profiles	7 10	3 842 523 102

Material: NBR